TCL

Worldwide Air Conditioner Partner

LIGHT COMMERCIAL

2025 CATALOG

Certificates

ISO 9001:2015
ISO 14001:2015
ISO 45001:2018
ISO 50001:2018
ISO/IEC 27001:2022
IECQ QC 080000:2017

TCL

Worldwide Air Conditioner Partner

GD TCL INTELLIGENT HEATING & VENTILATING EQUIPMENT CO.,LTD.
Address: No.7 Yuanlin Road, Nantou, Zhongshan, Guangdong, PR China
Web : cac.tcl.com E- mail : hvac@tcl.com

TCL CAC TCL CAC Global TCL CAC HVAC-TCL TCL- CAC

Content

01 COMPANY PROFILE

07 PRODUCT KEY FEATURES

- High Efficiency
- Inverter Technology
- High Reliability
- Better Comfort
- Health

13 INDOOR&OUTDOOR UNITS MAIN FEATURES

17 PRODUCT LINEUP

- Product Lineup Overview
- Inverter R32 50hz cooling&heating
- Inverter R410A 50hz cooling&heating
- On/off R410A 50hz cooling&heating
- On/off R410A 50hz cooling only
- T3 R410A 50hz cooling&heating
- On/off R410A 50hz T3 cooling only(high efficiency)
- 20HP High Static Pressure Duct Type
- 10HP Floor-standing Type
- 10HP one to two cassette

37 TCL SOLUTIONS

- Space Solution
- Intelligent Operation Solution
- WiFi Operation Solution
- Optional Solution

Company Profile

The Creative Life

TCL is the initials of The Creative Life,
which means that creativity touches Life.

Introduction Of TCL

TCL Corporation LTD, founded in 1981, is one of the largest consumer electronics conglomerates and operates on a global scale in China. At present, TCL has formed four industrial groups including multimedia, communication, China Star Optoelectronics Technology and TCL Home Appliances, and six business segments including System Science and Technology Business Headquarters, Tikeli Group, emerging Business Group, Investment Business Group, Hanlinhui Company and real estate. Its revenue exceeded 100 billion yuan for 5 consecutive years. The group's main industries establish R&D headquarters and 26 R & D institutions where in China, the United States, France, Singapore and other countries. It has nearly 22 manufacturing and processing bases in China, Poland, Mexico, Thailand, Vietnam and other countries.

TCL Corporation is committed to becoming a high-tech industrial group. In January 2004, TCL was listed in Shenzhen Stock Exchange (SZ000100). On April 16, 2019, the restructuring was officially completed. After the restructuring, TCL owns two listed companies: Hua Xian Optoelectronics (00334.HK) and Hanlinhui (835281). TCL Owns two listed companies: TCL Electronics (01070.HK) and Tonly Electronics Holdings Limited (01249.HK).

After nearly 40 years of development, TCL has become a leader in the internationalization process of Chinese enterprises by virtue of China's reform and opening-up and adhering to the enterprise spirit of dedication and innovation.

When COVID-19 broke out In January 2020, TCL immediately rushed to Hubei, donating cash, materials and Internet services that accumulative worth over 20 million yuan, and went to Leishenshan and other designated hospitals to install electrical equipment. In July, TCL Technology announced that it would become the final transferee of 100% equity of Tianjin Zhonghuan Group. TCL also carried out strategic layout in the three industrial sectors of semiconductor display, intelligent terminal, semiconductor and new energy. In August, TCL Technology announced the acquisition of 60 percent of Suzhou Samsung LCD Technology Co., LTD and 100 percent of Suzhou Samsung Display Co., LTD.

In 2021, TCL Corporation annual revenue was exceed 39.4 billion dollar, significant increase in net profit. In the same year TCL start up 'Xuri Plan' which invest more than 3.15 billion dollar to promote ecological leadership and help industrial upgrading.

In the future, TCL will establish a perfect insight system that is close to consumers and run through the overall process of corporate activities, forming the driving force of TCL brand with product force, marketing force and experience force as the core, improving the overall brand image to the direction of "young, fashionable and international", and further strengthening innovation and consumption experience.

Introduction Of TCL CAC

GD TCL Intelligent Heating&Ventilating Equipment CO.,LTD. is a developmental company integrating R & D, manufacturing, sales and service of HVAC equipment. It has achieved the full coverage of unit type light commercial, small multi connected household central air conditioning, multi connected central air conditioning, air-cooled modular machine series, household dual supply series, air source heat pump hot air machine series, ultra-low temperature modular machine series, household air energy water heater series, commercial air energy hot water series and other products. It has 4 R & D departments and 20 laboratory groups. This year, TCL-HVAC's new base will be put into use. By then, the new and old bases will have 27 world-class production lines with an annual capacity of more than 2 million sets.

The test center of TCL-HVAC has been recognized by China National Accreditation Service for Conformity Assessment (CNAS), which lays a solid foundation for the improvement of independent R & D ability and laboratory management ability, as well as the establishment of a customer-centered, quality-oriented, product performance and product innovation improvement system.

With professional technology and service ability, and nearly 20 years of historical precipitation and market accumulation, TCL-HVAC has been fully verified in the market and gained a good reputation in the market.

TCL intelligent HVAC's future can be expected!

The greater bay area hinterland

30 million sets/year at 10 global production sites

Zhongshan factory 1

Zhongshan factory 2

TCL DeLonghi

SKD factory

Wuhan factory

Jiujiang factory

Compressor factory

Electrical factory

Smart manufacturing and global supply chain layout

2022 Indonesia factory

2022 CAC

2022 Brazil factory

2022 Wuhan factory

2021 Electrical factory

01

02

03

04

05

06

07

08

09

10

11



12

13

14

15



16

New Showroom

400m² Immersive Smart Experience

01 Brand Display Area

02 Smart Experience Area

03 Product Showcase

04 Core Technology Area

Industry-leading laboratories

05 Enthalpy Difference Chamber

06 Comfort Testing Laboratory

07 TMV6 Commodity Inspection Room

08 Noise Testing Laboratory

Digitalized Factory

Pursue efficient and high-quality development of manufacturing with automatic and digital technologies.

09 Logistic Layout

10 Upgraded Automation

11 MES System (2020Y)

12 Automatic Bearing Installation

13 Automatic Valve Assembly

14 Automatic Evaporator Tube Installing

15 Automatic Cutting & Bending

16 Automatic Turning Over





Bionic fan

Advanced 3D propeller can enlarge the air volume and reduce the noise level.

DC motor

High Efficiency

Thanks for the full DC inverter technology and large heat exchanger , TCL air conditioner can achieve high efficiency in cooling operation and heating operation

Inverter Technology

1、 30% improvement in unit energy efficiency

2、Full load output within 90s, fast cooling and heating

3、Precise temperature control, ±1℃ comfortable temperature difference

Inner groove tube

Copper tube with internal threads to increase heat transfer area and improve heat transfer efficiency

DC inverter compressor

full DC inverter intelligent control



Precise temperature control, the deviation of indoor temperature and set temperature can be accurately controlled within 1℃



Famous 4-way valve brand

High Reliability

1. Compressor, motor, electric control components can withstand wider voltage operation
2. The unit has the function of frequency reduction protect to avoid overheating and overcurrent

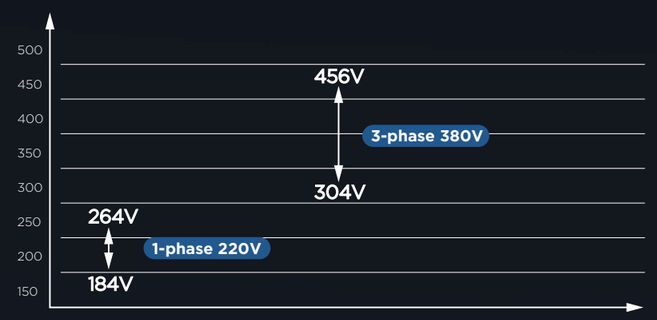

High Reliability

TCL air conditioners use energy-efficient compressor, pressure switch and other components, which to have a more stable system and reducing maintenance rates

Voltage Protection

When the voltage of the unit is over the rated maximum voltage or below a certain value, the voltage is automatically shut off to protect the unit and the power supply.

Temperature Protection

When the outdoor temperature sensor checks that the temperature is over the normal operating temperature, the unit will stop running to avoid burning of the electric control IPM due to high temperature.

Overcurrent Protection

When the current is over the adjustment value, the protection device will be activated and the fuse will fuse to cut off the circuit in time, so that the equipment can avoid damage caused by over-current.

Lack-phase Protection

When a phase in the three-phase power supply of the unit is broken, the unit will be powered off and alarmed in an emergency, avoiding the original three-phase unit running under two-phase power supply and causing burnout.

Overheating Protection

When the current is over the adjustment value, the motor temperature rises, and the motor is cut off during over-current operation to avoid burning of the motor due to overload.

DC Inverter Compressor

High/Low Pressure Switch



Hydrophilic Aluminum Fin

The TCL products use blue hydrophilic aluminum fin. Compared to traditional non-hydrophilic heat exchanger, hydrophilic can be increased by 68% and corrosion resistance by 3 times. The hydrophilic coating improves heat transfer efficiency while protecting the unit from unnecessary wear and corrosion

Better Comfort



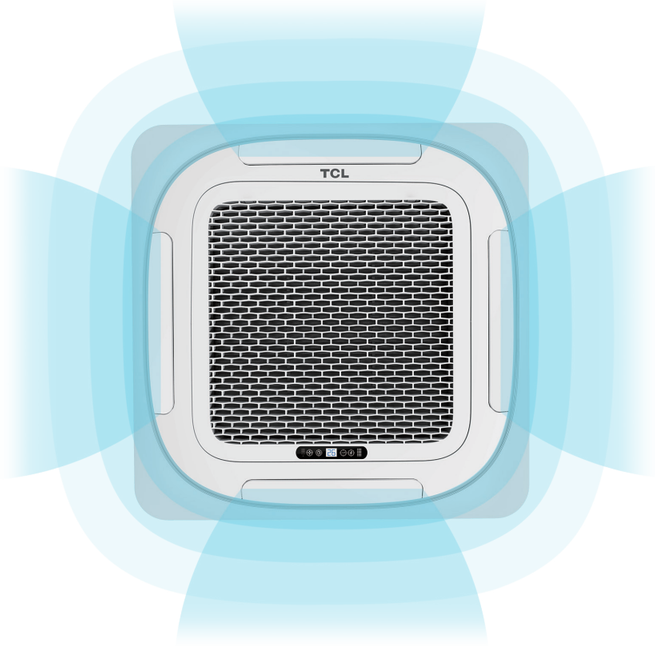

Soft wind panel (optional)

360°of outlet wind, 2565 micro-hole soft wind blades to break up the airflow, making the wind soft and comfortable to the body

Low noise design

TCL products through the reasonable air circuit design and 3D fan blade selection, increase the unit airflow and reduce operating noise, which can be as low as 31dB

31dB

Health

Cassette / Duct reserves fresh air interface



Take in outdoor fresh air, ensure that the indoor air is fresh and circulated

Round Flow Cassette Type

Large range of airflow, low noise operation, WIFI operation, giving you a comfortable environment

Super Slim Duct Type

Multiple air return methods, optional pumps, WIFI operation, making the project more flexible installation

Built-in drain pump

Cassette with built-in drain pump ,can lift water up to 1200mm which is convenient for installation and improve the drainage efficiency

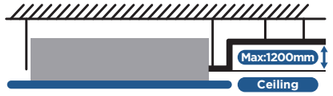

LED digital display

Real-time operating temperature and operation faults are clearly displayed

Optional water pump

Optional built-in drain pump, can lift water up to 1200mm which is convenient to installation and improving drainage efficiency.

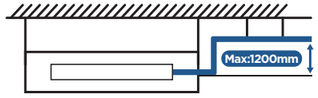

Flexible air intake

Standard built air return box, easy to adjust the back air return or down air return based installation requirement

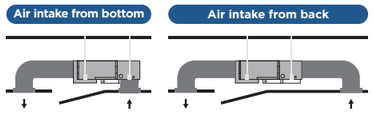

Reserved fresh air interface

Maximum intake of 15% of fresh air volume, make indoor air healthier and more comfortable

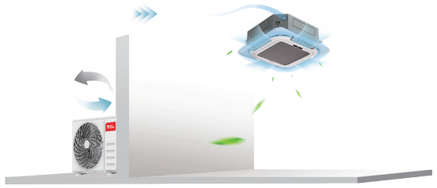

360°surround air outlet

Annular air outlet supply without dead angle, keeps the room comfortable



Reserved freshair interface

Maximum intake of 15% of fresh air volume, make indoor air healthier and more comfortable

Dual drainage

It is more convenient and flexible in construction and installation

Ultra-low noise design

Adapting 750mm fan blade and 3D air outlet design, decrease the air supply resistance, achieve ultra low noise



WiFi operation

Connect the device with one click to turn on

Ultra-thin design

structure is compact, and the thickness of 3HP duct unit can be as low as 210mm

WiFi operation

Connect the device with one click to turn on

INDOOR&OUTDOOR UNITS MAIN FEATURES

Ceiling Suspended Unit

Two types of installation, customized display panel position, double-sided drainage, can meet the needs of a variety of use situations

Universal ODU

Universal matching, high energy efficiency and high reliability design, can greatly increase the service life and reduce the maintenance cost of after-sale

104° wide range of air flow

With unique swing design, the wind direction can be adjusted at will, to achieve 3D air supply, which make the room temperature distribution more uniform

Flexible installation

Flexible installation method, ceiling or landing , maximum for you to save space.

Dual drainage

Condensing water can be drained either from left or from right.



Ultra-thin design

Compact design which fits for various room styles.

LED display

Two way display panel position option, meet differentiated appearance requirements

Seven gear wind speed (Applicable models of DC motor)

Seven gear wind speed (Applicable models of DC motor)

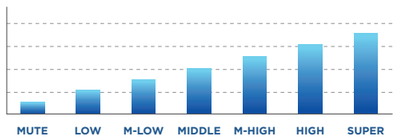

Full DC inverter (applicable models)

It can achieve precise control and high comfort, which also save energy, cool or heat faster

Universal design

The same ODU can match Cassette, C/F, Duct with same capacity. Reducing stock and after-sales costs



Single blade design (applicable to 36K~60K models)

The outdoor unit adopts a compact design with a single fan, which greatly improves the loading capacity and makes it easy to install.



High efficiency

Use high energy compressor, the product meets ERP standard. SEER of the unit can reach A++ efficient level, and SCOP can reach A+ efficient level

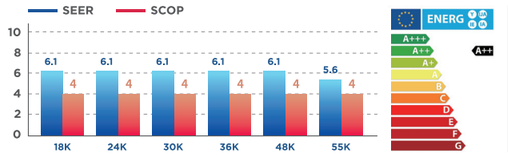

Long pipe length design

The pipe length of R32 inverter unit can reach 75m,and the pipe length of on/off unit can reach 50m,reducing the limitation on installinglocation.

Wide-temperature operation

The outdoor unit use the chassis heating belt, so that it can still cool and heat normally at -15/-25℃, and the application scope of air conditioning system is wider

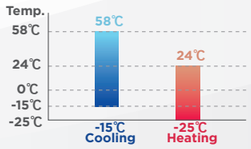

(for R32 inverter series)

Product Lineup Overview

UNIQUE UNIVERSAL ODU

ROUND FLOW CASSETTE TYPE

CEILING SUSPENDED UNIT

SUPER SLIM DUCT TYPE

FLOOR STANDING

High ESP DUCT

Type	Series	Form	Capacity range(×1000BTU)										
			18	24	30	36	42	48	55	60	90	180
Inverter	R32 50hz cooling & heating	Cassette	●	●	●	●	●	●	●			
		Duct	●	●	●	●	●	●	●			
		Ceiling&floor	●	●	●	●	●	●	●			
	R410A 50hz cooling & heating	Cassette	●	●	●	●		●		●		
		Duct	●	●	●	●		●		●		
		Ceiling&floor	●	●	●	●		●		●		
On/Off	R410A 50hz cooling & heating	Cassette	●	●		●		●		●		
		Duct	●	●		●		●		●		
	R410A 50hz cooling only	Cassette	●	●	●	●		●		●		
		Duct	●	●	●	●		●		●		
		Ceiling&floor	●	●	●	●		●		●		
	T3 R410A 50hz cooling&heating	Cassette	●	●		●		●	●			
		Duct	●	●		●		●	●			
	T3 R410A 50hz cooling only (high efficiency)	Cassette	●	●	●	●		●				
		Duct	●	●	●	●		●	●			
	20HP High Static Pressure Duct	Duct										●
	10HP Floor-standing	Floor-standing									●	
	10HP one to two cassette	Cassette									●	

INVERTER R32 50HZ COOLING & HEATING

CASSETTE TYPE INDOOR UNIT

CE | ErP | RoHS | REACH



8-way air outlet panel · Built-in water pump · Eco-Friendly Refrigerant · Ultra-low noise design · LED display · WiFi control · Inverter technology · Square outlet grill option · Healthy filter option · Comfort · Rapid started · Energy saving · Timer · Power-down memory

Model			TCD-12CHRH/DV(001707)	TCD-18CHRH/DV(001726)	TCC-24CHRH/DV(04)	TCC-36CHRH/DV(04)	TCC-42CHRH/DV(04)	TCC-48CHRH/DV7(04)	TCC-55CHRH/DV7(04)
IDU Power Supply		V~,Hz,Ph	220-240V~/50Hz/1P						
Capacity	Cooling	Btu/h	12010 (2040~13640)	16050 (2115~17400)	24000 (7500~25500)	36000 (10500~42000)	42000 (12000~45000)	48000 (12000 ~ 54000)	55000 (14000~57000)
		W	3520 (600~4000)	4700 (620~5100)	7030 (2200~7500)	10550 (3080~12300)	12100 (3520~13200)	14070 (3520~15830)	16000 ((4100~16710)
	Heating	Btu/h	12140 (2040~13980)	16050 (2590~18150)	26900 (7900~28500)	40000 (11200~46000)	46000 (13000 ~ 51000)	55000 (14000~59000)	62000 (15000~68000)
		W	3560 (600~4100)	4700 (760~5320)	7900 (2320~8350)	11720 (3280~13500)	13500 (3810 ~ 14950)	16120 (4100~17290)	18170 (4400~19930)
SEER		W/W	6.5	6.1	6.2	6.2	6.1	6.1	6.1
Energy Class			A++	A++	A++	A++	A++	A++	A++
SCOP		W/W	4.00	4.00	4.0	4.1	4.0	4.0	4.0
Energy Class			A+	A+	A+	A+	A+	A+	A+
Indoor Air Flow(Hi/Mi/Lo)		m³/h	650	750	1450	1900	2100	2100	2200
Indoor sound pressure(S/H/M/L/Mute)		dB(A)	42/39/36/32/27	46/43/38/32/28	49/46/42/39/37	53/50/49/47/43	54/51/50/48/44	54/51/50/48/44	54/51/50/48/44
Indoor sound pressure (Standard rating conditions)		dB(A)	39	43	46	50	51	51	51
Net Dimension(W×D×H)		mm	570x570x245	570x570x245	840×840×245	840×840×290	840×840×290	840×840×290	840×840×290
PackingDimension(W×D×H)		mm	718×657×301	718×657×301	920*920*270	920*920*315	920*920*315	920*920*315	920*920*315
Net Weight		Kg	14.5	14.5	24	26	28	28	28
Gross Weight		Kg	18	18	28	31	33	33	33
Panel	Net Dimension(W×D×H)	mm	650×650×57	650×650×57	950x950x45	950x950x45	950x950x45	950x950x45	950x950x45
	Packing Dimension(W×D×H)	mm	733×733×105	733×733×105	1055x1055x90	1055x1055x90	1055×1055×90	1055×1055×90	1055×1055×90
	Net weight	Kg	2.70	2.7	6	6	6	6	6
	Gross weight	Kg	4.25	4.25	9	9	9	9	9
Refrigerant Pipe	Gas	Inches	3/8"	3/8"	1/2"	5/8"	5/8"	5/8"	5/8"
	Liquid	Inches	1/4"	1/4"	1/4"	3/8"	3/8"	3/8"	3/8"
Drainage			DN17.5	DN17.5	DN32				
Operation Temperature Range		℃	16-31						

UNIVERSAL OUTDOOR UNIT

CB | RoHS | REACH

Universal design · 3D fan design · Long life span · Wide voltage operation · Convenient maintenance · Multiple protection · Rapid started · Energy saving · Power-down memory · Intelligent defrosting · High reliability

Model			TAC-12CH SD(009455)/DVO	TAC-18CH SD(044270)/DVO	TCC-24HH/DVO(04)	TCC-36HH/DVO(04)	TCC-42HH/DVO(04)	TCC-48HH/DV7O(04)	TCC-55HH/DV7O(04)
Power Supply		V~,Hz,Ph	220-240V~/50Hz/1P					380~415V/50Hz/3P	
Max. Input Consumption		W	1660	2150	3300	4600	5100	7000	7000
Max. Current		A	9	12	15	21	23	12	12
DC Inverter Compressor		Type	Rotary	Rotary	Rotary	Rotary	Rotary	Rotary	Rotary
Air Flow Volume		CFM	1118	1530	2060	2766	2825	3296	3531
		m³/h	1900	2600	3500	4700	4800	5600	6000
Noise Level		dB (A)	52	55	54	57	58	60	62
Noise Power Level		dB (A)	62	65	64	67	68	70	72
Dimension (W×D×H)	Net	mm	722×234×499	794×288×603	845×342×700	910×378×804	910×378×804	1010×436×858	1010×436×858
	Packing	mm	818×325×515	890×385×628	960×430×732	1022×480×835	1022×480×835	1135×530×970	1135×530×970
Weight	Net	kg	22	30	40	52	54	78	88
	Gross	kg	24	32.5	44	55	57	89	100
Refrigerant Type/Quantity		Type	R32	R32	R32	R32	R32	R32	R32
Design Pressure		MPa	3.7	3.7	4.5	4.5	4.5	4.5	4.5
Refrigerant Piping	Liquid	mm	1/4"	1/4"	1/4"	3/8"	3/8"	3/8"	3/8"
	Gas	mm	3/8"	3/8"	1/2"	5/8"	5/8"	5/8"	5/8"
Max. refrigerant pipe length		m	25	25	35	75	75	75	75
Max. difference in level		m	10	10	20	30	30	30	30
Ambient Temperature Range (Cooling/Heating)		℃	Cooling:-15-53 Heating:-20-30		Cooling:-15-58 Heating:-25~24				

1. Nominal cooling capacities are based on the following conditions: Indoor temp: 27° CDB, 19° CWB; Outdoor temp: 35° CDB; Equivalent ref. piping: 7.5m (horizontal)
2. Nominal heating capacities are based on the following conditions: Indoor temp: 20° CDB; Outdoor temp: 7° CDB, 6° CWB; Equivalent ref. piping: 7.5m (horizontal)
3. Actual noise level may differ, depending on the room structure, etc, since these noise values are from an anechoic room.

The above design and specifications will be updated without prior notice according to the upgrade and optimization of the product.

DUCT TYPE INDOOR UNIT

CE | ErP | RoHS | REACH

Flexible installation · Eco-Friendly Refrigerant · Dual direction of drainage · Ultra-low noise design · Ultra-thin design · WiFi control · Healthy filter option · Square outlet grill option · Built-in water pump · Comfort · Rapid started · Energy saving · Timer · Power-down memory

Model			TCC12D2HWH/DV(001708)	TCC18D2HWH/DV(001720)	TCC24D1HWH/DV(04)	TCC36D1HWH/DV(04)	TCC42D1HWH/DV(04)	TCC48D1HWH/DV7(04)	TCC55D1HWH/DV7(04)
IDU Power Supply		V~,Hz,Ph	220-240V~/50Hz/1P						
Capacity	Cooling	Btu/h	12010 (2040~13640)	16050 (2115~17400)	24000 (7500~25500)	36000 (10500~42000)	42000 (12000~45000)	48000 (12000~53000)	55000 (14000~59000)
		W	3520 (600~4000)	4700 (620~5100)	7030 (2200~7500)	10550 (3080~12300)	12100 (3520~13200)	14070 (3520~15530)	16000 (4100 ~ 17290)
	Heating	Btu/h	12140 (2040~13980)	16050 (2590~18150)	27300 (7900~30000)	40000 (11200~46000)	46000 (13000~51000)	55000 (14000~62000)	62000 (15000~70000)
		W	3560 (600~4100)	4700 (760~5320)	8000 (2320~8800)	11720 (3280~13500)	13500 (3810~14950)	16120 (4100~18170)	18170 (4400~20520)
SEER		W/W	6.5	6.1	6.8	6.4	6.1	6.1	6.1
Energy Class			A++	A++	A++	A++	A++	A++	A++
SCOP		W/W	4.0	4.0	4.1	4.1	4.0	4.0	4.0
Energy Class			A+	A+	A+	A+	A+	A+	A+
Indoor Air Flow(Hi/Mi/Lo)		m³/h	600	850	1350	1900	2100	2100	2500
Indoor sound pressure(S/H/M/L/ Mute)		dB(A)	43/40/37/32/27	46/42/38/34/28	46/43/40/38/36	46/44/42/40/39	47/46/43/41/40	47/46/43/41/40	52/48/45/42/41
Indoor sound pressure (Standard rating conditions)		dB(A)	40	42	43	44	46	46	48
External Static Pressure(Rated)		Pa	25	25	25	37	50	50	50
External Static Pressure(Range)		Pa	0-100	0-100	0-160	0-200	0-200	0-200	0-200
Net Dimension(W×D×H)		mm	700×490×200	920×490×200	920×700×245	1200x700x245	1200x700x245	1200x700x245	1400x700x245
Packing Dimension(W×D×H)		mm	900×555×250	1120×555×250	1140x830x290	1420x830x290	1420x830x290	1420x830x290	1620x830x290
Net Weight		Kg	15	18	27	36	37	37	41
Gross Weight		Kg	18	21	33	42	43	43	48
Refrigerant Pipe	Gas Side	Inches	3/8"	3/8"	1/2"	5/8"	5/8"	5/8"	5/8"
	Liquid Side	Inches	1/4"	1/4"	1/4"	3/8"	3/8"	3/8"	3/8"
Drainage			DN25						
Room Operation Temperature Range		℃	16-31						

CEILING&FLOOR TYPE INDOOR UNIT

CE | ErP | RoHS | REACH

3D air flow · Flexible installation · Dual direction of drainage · LED display · Eco-Friendly Refrigerant · Convenient maintenance · WiFi control · Ultra-thin design · Comfort · Rapid started · Energy saving · Timer · Power-down memory

Model			TCC-24ZHRH/DV	TCC-36ZHRH/DV(04)	TCC-48ZHRH/DV7(04)	TCC-55ZHRH/DV7(04)
IDU Power Supply		V~,Hz,Ph	220-240V~/50Hz/1P			
Capacity	Cooling	Btu/h	24000(7500 ~ 25500)	36000(10500 ~ 42000)	48000(12000 ~ 52000)	55000(14000 ~ 57000)
		W	7030(2200 ~ 7500)	10550(3080 ~ 12300)	14070(3520 ~ 15240)	16000((4100 ~ 16710)
	Heating	Btu/h	26900(7900 ~ 28500)	40000(11200 ~ 46000)	55000(14000 ~ 58000)	62000(15000 ~ 67000)
		W	7900(2320 ~ 8350)	11720(3280 ~ 13500)	16120(4100 ~ 17000)	18170(4400 ~ 19640)
SEER		W/W	6.2	6.1	6.1	6.1
Energy Class			A++	A++	A++	A++
SCOP		W/W	4.0	4.0	4.0	4.0
Energy Class			A+	A+	A+	A+
Indoor Air Flow(Hi/Mi/Lo)		m³/h	1300	2000	2100	2200
Indoor sound pressure(S/H/M/L/Mute)		dB(A)	54/51/47/43/40	55/51/48/45/42	56/52/49/46/45	56/52/50/47/46
Indoor sound pressure (Standard rating conditions)		dB(A)	51	51	52	52
Net Dimension(W*D*H)		mm	1055×675×235	1275×675×235	1635x675x235	1635x675x235
Packing Dimension(W*D*H)		mm	1130x748x305	1350x748x305	1710x748x305	1710x748x305
Net Weight		Kg	26	30	38	38
Gross Weight		Kg	31	35	43	43
Refrigerant Pipe	Gas	Inches	1/2"	5/8"	5/8"	5/8"
	Liquid	Inches	1/4"	3/8"	3/8"	3/8"
Drainage			DN25			
Operation Temperature Range		℃	16-31			

1. Nominal cooling capacities are based on the following conditions: Indoor temp: 27° CDB, 19° CWB; Outdoor temp: 35° CDB; Equivalent ref. piping: 7.5m (horizontal)
2. Nominal heating capacities are based on the following conditions: Indoor temp: 20° CDB; Outdoor temp: 7° CDB, 6° CWB; Equivalent ref. piping: 7.5m (horizontal)
3. Actual noise level may differ, depending on the room structure, etc, since these noise values are from an anechoic room.

The above design and specifications will be updated without prior notice according to the upgrade and optimization of the product.

INVERTER R410A 50HZ COOLING & HEATING

CASSETTE TYPE INDOOR UNIT



CE | RoHS | REACH

8-way air outlet panel · Built-in water pump · Universal design · Ultra-low noise design · LED display · Wire/Remote control · Inverter technology · Healthy filter option · Comfort · Rapid started · Energy saving · Timer · Power-down memory

Model name			TCC-18CHRA/DV(Q8)(03)	TCC-24CHRA/DV(02)	TCC-36CHRA/DV(02)	TCC-48CHRA/DV7(02)	TCC-60CHRA/DV7(02)
cooling capacity		W	5270 (1820~5460)	7030 (2500~7450)	10550 (3680~11000)	14060 (4900~14700)	16120 (5600~16800)
heating capacity		W	5700 (2000~5980)	7600 (2660~7980)	11550 (4050~12100)	15400 (5400~16100)	17000 (5950~18700)
EER/COP		W/W	2.80/3.20	2.80/3.20	3.00/3.20	2.80/3.20	3.00/3.20
Indoor sound power(H/M/L)		dB(A)	43/38/35	44/41/37	49/47/44	51/48/45	51/48/45
Outdoor sound pressure		dB(A)	53	53	56	57	58
Power supply			Indoor：220-240V~/50Hz/1P Outdoor：220-240V~/50Hz/1P			Indoor：220-240V~/50Hz/1P Outdoor：380-415V~/50Hz/3P	
Cooling Operating current		A	8.1(2.3~10.4)	11.5(4.5~12)	16.0(5.5~16.1)	7.6(2.6~8.8)	8.2(3.0~9.4)
Heating Operating current		A	8.2(2.5~11.4)	10.8(4.8~13)	16.5(5.5~16.1)	7.3(2.8~8.6)	8.1(3.2~9.4)
Max.current		A	12	15	17	9	10
Refrigerant type/Charge			R410A/1.0kg	R410A/1.7kg	R410A/2.05kg	R410A/2.98kg	R410A/2.8kg
Indoor air circulation Cooling/heating		m^3/h	1000	1300	1600	1800	2000
Outdoor air circulation		m^3/h	3000	3000	3600	5000	5600
Net dimensions (W x Dx H)	Indoor	mm	570x570x245	840×840×245	840×840×245	840×840×290	840×840×290
	Outdoor	mm	780×307×605	780×307×605	910×378×804	910×378×804	1010×436×858
	Panel	mm	650x650x57	950x950x45	950x950x45	950x950x45	950x950x45
Net /Gross weight	Indoor	kg	14.5/18	23/28	24/28	30/35	30/36
	Outdoor	kg	28/30	31/33	47/51	65/70	75/83
	Panel	kg	2.7/4.3	6/9	6/9	6/9	6/9
Packing dimensions (Wx Dx H)	Indoor	mm	718×657x301	920×920×270	920×920×270	920×920×315	920×920×315
	Outdoor	mm	890×385×648	890×385×648	1022x480x860	1022x480x860	1135*530*970
	Panel	mm	735x735x110	1055x1055x90	1055x1055x90	1055x1055x90	1055x1055x90
Connecting Pipe ϕ	Gas	mm	12.7	12.7	15.88	15.88	15.88
	Liquid	mm	6.35	6.35	9.52	9.52	9.52
Max. refrigerant pipelength		m	30	30	30	50	50
Max. difference in level		m	15	15	15	30	30
Drainage water pipe dimension			OD32				
Ambient temperature range	Cooling/ Heating	℃	-15-48/-15-24				

1. Nominal cooling capacities are based on the following conditions: Indoor temp: 27° CDB, 19° CWB; Outdoor temp: 35° CDB; Equivalent ref. piping: 7.5m (horizontal)
2. Nominal heating capacities are based on the following conditions: Indoor temp: 20° CDB; Outdoor temp: 7° CDB, 6° CWB; Equivalent ref. piping: 7.5m (horizontal)
3. Actual noise level may differ, depending on the room structure, etc, since these noise values are from an anechoic room.
The above design and specifications will be updated without prior notice according to the upgrade and optimization of the product.

DUCT TYPE INDOOR UNIT

CE | RoHS | REACH

Flexible installation · Universal design · Dual direction of drainage · Ultra-low noise design · Inverter technology · Wire/Remote control · Healthy filter option · Built-in water pump · Comfort · Rapid started · Energy saving · Timer · Power-down memory

Model name			TCC18D2HWA/DV(03)	TCC-24D2HRA/DV(02)	TCC-36D2HRA/DV(02)	TCC-48D2HRADV7(02)	TCC-60D2HRA/DV7(02)
cooling capacity		W	5270(1820~5460)	7030(2500~7450)	10550(3680~11000)	14060(4900~14700)	16120(5600~16800)
heating capacity		W	5700(2000~5980)	7600(2660~7980)	11550(4050~12100)	15400(5400~16100)	17000(5950~18700)
EER/COP		W/W	2.80/3.20	2.80/3.20	3.00/3.20	2.80/3.20	3.00/3.20
Indoor sound power(H/M/L)		dB(A)	38/36/35	40/39/36	47/44/40	49/45/42	49/45/42
Outdoor sound pressure		dB(A)	53	53	56	57	58
External Static Pressure(Range)		Pa	0-50	0-50	0-80	0-120	0-120
Power supply			Indoor：220-240V~/50Hz/1POutdoor：220-240V~/50Hz/1P			Indoor：220-240V~/50Hz/1POutdoor：380-415V~/50Hz/3P	
Cooling Operating current		A	8.1(2.3~10.4)	11.5(4.5~12)	16.0(5.5~16.1)	7.6(2.6~8.8)	8.2(3.0~9.4)
Heating Operating current		A	7.7(2.5~11.4)	10.8(4.8~13)	16.5(5.5~16.1)	7.3(2.8~8.6)	8.1(3.2~9.4)
Max.current		A	12	15	17	9	10
Refrigerant type/Charge			R410A/1.0kg	R410A/1.7kg	R410A/2.05kg	R410A/2.98kg	R410A/2.8kg
Indoor air circulation Cooling/heating		m^3/h	850	1100	1500	2200	2200
Outdoor air circulation		m^3/h	3000	3000	3600	5000	5600
Net dimensions (W x Dx H)	Indoor	mm	920×570×210	920×570×210	1140×710×270	1200×800×300	1200×800×300
	Outdoor	mm	780×307×605	780×307×605	910×378×804	910×378×804	1010×436×858
Net /Gross weight	Indoor	kg	21.5/26.5	22/27	37/41	44/50	44/51
	Outdoor	kg	28/30	31/33	47/51	65/70	75/83
Packing dimensions (W x Dx H)	Indoor	mm	1120x690x281	1120x690x281	1341×830×341	1400x920x371	1400x920x371
	Outdoor	mm	890×385×648	890×385×648	1022x480x860	1022x480x860	1135*530*970
Connecting Pipe ϕ	Gas	mm	12.7	12.7	15.88	15.88	15.88
	Liquid	mm	6.35	6.35	9.52	9.52	9.52
Max. refrigerant pipe length		m	30	30	30	50	50
Max. difference in level		m	15	15	15	30	30
Drainage water pipe dimension			OD25				
Ambient temperature range	Cooling/ Heating	℃	-15-48/-15-24				

CEILING&FLOOR TYPE INDOOR UNIT

CE | RoHS | REACH

3D air flow · Flexible installation · Dual direction of drainage · LED display · Universal design · Convenient maintenance · Wire/Remote control · Inverter technology · Comfort · Rapid started · Energy saving · Timer · Power-down memory

Model name			TCC-18ZHRA/DV(03)	TCC-24ZHRA/DV(02)	TCC-36ZHRA/DV(02)	TCC-48ZHRA/DV7(02)	TCC-60ZHRA/DV7(02)
cooling capacity		W	5270(1820~5460)	7030(2500~7450)	10550(3680~11000)	14060(4900~14700)	16120(5600~16800)
heating capacity		W	5700(2000~5980)	7600(2660~7980)	11550(4050~12100)	15400(5400~16100)	17000(5950~18700)
EER/COP		W/W	2.80/3.20	2.80/3.20	3.00/3.20	2.80/3.20	3.00/3.20
Indoor sound power(H/M/L)		dB(A)	43/40/39	49/43/40	53/50/48	52/49/47	52/49/47
Outdoor sound pressure		dB(A)	53	53	56	57	58
Power supply			Indoor：220-240V~/50Hz/1P Outdoor：220-240V~/50Hz/1P			Indoor：220-240V~/50Hz/1P Outdoor：380-415V~/50Hz/3P	
Cooling Operating current		A	8.1(2.3~10.4)	11.5(4.5~12)	16.0(5.5~16.1)	7.6(2.6~8.8)	8.2(3.0~9.4)
Heating Operating current		A	7.7(2.5~11.4)	10.8(4.8~13)	16.5(5.5~16.1)	7.3(2.8~8.6)	8.1(3.2~9.4)
Max.current		A	12	15	17	9	10
Refrigerant type/Charge			R410A/1.0kg	R410A/1.7kg	R410A/2.05kg	R410A/2.98kg	R410A/2.8kg
Indoor air circulation Cooling/heating		m^3/h	900	1200	1600	2000	2000
Outdoor air circulation		m^3/h	3000	3000	3600	5000	5600
Net dimensions (W x Dx H)	Indoor	mm	1055x675x235	1055x675x235	1275×675×235	1635x675x235	1635x675x235
	Outdoor	mm	780×307×605	780×307×605	910×378×804	910×378×804	1010×436×858
Net /Gross weight	Indoor	kg	24/29	24/29	28/34	39/43	39/47
	Outdoor	kg	28/30	31/33	47/51	65/70	75/83
Packing dimensions (W x Dx H)	Indoor	mm	1130x748x305	1130x748x305	1350x748x305	1710x748x305	1710x748x305
	Outdoor	mm	890×385×648	890×385×648	1022x480x860	1022x480x860	1135*530*970
Connecting Pipe ϕ	Gas	mm	12.7	12.7	15.88	15.88	15.88
	Liquid	mm	6.35	6.35	9.52	9.52	9.52
Max. refrigerant pipe length		m	30	30	30	50	50
Max. difference in level		m	15	15	15	30	30
Drainage water pipe dimension			OD25				
Ambient temperature range	Cooling/Heating	℃	-15-48/-15-24				

ON/OFF R410A 50HZ COOLING & HEATING MODEL

CASSETTE TYPE INDOOR UNIT



CB | RoHS | REACH

8-way air outlet panel · Built-in water pump · Universal design · Ultra-low noise design · LED display · Wire/Remote control · Low temperature operation · Healthy filter option · Comfort · Rapid started · Energy saving · Timer · Power-down memory

Model name			TCC-18CHRA/UI(04)	TCC-24CHRA/UI(05)	TCC-36CHRA/UI(06)	TCC-48CHRA/U3I(04)	TCC-60CHRA/U3I(04)
Power supply		V//Hz/Ph	220-240V~/50Hz/1P				
Cooling	Capacity	Btu/h	18000	24000	36000	48000	55000
	Capacity	W	5175	7000	10500	14000	16119
	Input	W	1683	2050	3723	4636	5694
	Rated current	A	7.65	8.70	7.80	9.30	11.00
	EER	W/W	3.07	3.41	2.82	3.02	2.83
Heating	Capacity	Btu/h	18000	24000	40000	50000	60500
	Capacity	W	5200	7000	12000	14650	17731
	Input	W	1761	1850	3409	5079	5700
	Rated current	A	8.00	8.0	7.20	9.50	11.30
	COP	W/W	2.95	3.78	3.52	2.88	3.11
Indoor air flow (Hi/Me/Lo)		m3/h	800/750/600	1400/1200/950	1600/1500/1400	1700/1500/1400	1900/1700/1500
Indoor noise level (Hi/Me/Lo)		dB(A)	41/38/34	43/41/37	45/43/41	45/43/41	47/44/43
Indoor dimension	Unit (WxHxD)	mm	570×245×570	840x245x840	840x245x840	840x290x840	840x290x840
	Packing (WxHxD)	mm	718×301×657	920×270×920	920×270×920	920×315×920	920×315×920
Indoor weight	Net	kg	14.5	22	26	28	28
	Gross	kg	18	27	30	33	33
Panel	Unit (WxHxD)	mm	650x57x650	950x45x950	950x45x950	950x45x950	950x45x950
	Packing (WxHxD)	mm	735x110x735	1055x90x1055	1055x90x1055	1055x90x1055	1055x90x1055
	Net/Gross	kg	2.7/4.3	6/9	6/9	6/9	6/9
Refrigerant pipe	Liquid side	mm	6.35	9.52	9.52	9.52	9.52
	Gas side	mm	12.70	15.88	15.88	19.05	19.05
Drainage water pipe diameter		mm	OD32	OD32	OD32	OD32	OD32
Ambient temperature range	Cooling	℃	-15 ~ 43	-15 ~ 43	-15 ~ 43	-15 ~ 43	-15 ~ 43
	Heating	℃	-15 ~ 24	-15 ~ 24	-15 ~ 24	-15 ~ 24	-15 ~ 24

DUCT TYPE INDOOR UNIT



CB | RoHS | REACH

Flexible installation · Universal design · Dual direction of drainage · Ultra-low noise design · Low temperature operation · Wire/Remote control · Healthy filter option · Built-in water pump · Comfort · Rapid started · Energy saving · Timer · Power-down memory

Model name			TCC-18D 2HRA/UI(03)	TCC-24D 2HRA/UI(03)	TCC-36D 2HRA/UI(05)	TCC-48D 2HRA/U3I(03)	TCC-60D 2HRA/U3I(03)
Power supply		V//Hz/Ph	220-240V~/50Hz/1P				
Cooling	Capacity	Btu/h	18000	24000	36000	48000	55000
	Capacity	W	5200	7000	10550	14000	16119
	Input	W	1761	2050	3584	4560	5694
	Rated current	A	8.00	8.70	7.8	9.30	12.00
	EER	W/W	2.95	3.41	2.94	3.07	2.83
Heating	Capacity	Btu/h	18000	24000	40000	50000	60500
	Capacity	W	5200	7000	12000	14650	17731
	Input	W	1513	1850	3468	4446	4845
	Rated current	A	6.87	8.0	7.2	9.50	12.40
	COP	W/W	3.44	3.78	3.46	3.30	3.66
Indoor air flow (Hi/Me/Lo)		m^3/h	1170/770/650	1400/950/800	1800/1500/1350	2100/1750/1550	2200/1800/1600
External Static Pressure(Range)		Pa	70	70	80	100	100
Indoor noise level (Hi/Me/Lo)		dB(A)	43/35/32	46/43/41	46/44/42	47/44/42	47/45/43
Indoor dimension (with filter)	Unit (WxHxD)	mm	920x210x605	920x270x605	1140x270x745	1200x300x835	1200x300x835
	Packing (WxHxD)	mm	1115x280x690	1115×340×690	1345x345x830	1405x375x925	1405x375x925
Indoor weight	Net	kg	22	28	35	43	43
	Gross	kg	27	32	42	50	50
Refrigerant pipe	Liquid side	mm	6.35	9.52	9.52	9.52	9.52
	Gas side	mm	12.70	15.88	15.88	19.05	19.05
Drainage water pipe diameter		mm	OD25	OD25	OD25	OD25	OD25
Ambient temperature range	Cooling	℃	-15 ~ 43	-15 ~ 43	-15 ~ 43	-15 ~ 43	-15 ~ 43
	Heating	℃	-15 ~ 24	-15 ~ 24	-15 ~ 24	-15 ~ 24	-15 ~ 24

1. Nominal cooling capacities are based on the following conditions: Indoor temp: 27° CDB, 19° CWB; Outdoor temp: 35° CDB; Equivalent ref. piping: 7.5m (horizontal)
2. Nominal heating capacities are based on the following conditions: Indoor temp: 20° CDB; Outdoor temp: 7° CDB, 6° CWB; Equivalent ref. piping: 7.5m (horizontal)
3. Actual noise level may differ, depending on the room structure, etc, since these noise values are from an anechoic room.
The above design and specifications will be updated without prior notice according to the upgrade and optimization of the product.

CEILING&FLOOR TYPE INDOOR UNIT

CB | RoHS | REACH

3D air flow · Flexible installation · Dual direction of drainage · LED display · Universal design · Convenient maintenance · Wire/Remote control · Low temperature operation · Comfort · Rapid started · Energy saving · Timer · Power-down memory

Model name			TCC-18ZHRA/UI(03)	TCC-24ZHRA/UI(03)	TCC-36ZHRA/UI(05)	TCC-48ZHRA/UI(05)	TCC-60ZHRA/UI(05)
Power supply		V//Hz/Ph	220-240V~/50Hz/1P				
Cooling	Capacity	Btu/h	18000	24000	36000	48000	55000
	Capacity	W	5200	7000	10550	14000	16119
	Input	W	1712	2050	3578	4551	5594
	Rated current	A	7.78	8.70	7.8	9.30	12.00
	EER	W/W	3.04	3.41	2.95	3.08	2.88
Heating	Capacity	Btu/h	18000	24000	40000	50000	60500
	Capacity	W	5200	7000	12000	14650	17731
	Input	W	1782	1850	3468	4058	5147
	Rated current	A	8.50	8.4	7.2	9.50	12.40
	COP	W/W	2.92	3.78	3.46	3.61	3.44
Indoor air flow (Hi/Me/Lo)		m^3/h	900/800/700	1200/1050/900	1700/1300/1100	2177/1689/1434	2177/1689/1434
Indoor noise level (Hi/Me/Lo)		dB(A)	43/41/38	45/43/40	45/43/40	52/49/46	52/49/46
Indoor dimension	Unit (WxHxD)	mm	1055×675×235	1055×675×235	1275×675×235	1635x675x235	1635x675x235
	Packing (WxHxD)	mm	1130x748x305	1130x748x305	1350x748x305	1710x748x305	1710x748x305
Indoor weight	Net	kg	23	23	29	40	40
	Gross	kg	29	29	35	46	46
Refrigerant pipe	Liquid side	mm	ϕ6.35	9.52	9.52	9.52	9.52
	Gas side	mm	ϕ12.7	ϕ15.88	ϕ15.88	ϕ19.05	ϕ19.05
Drainage water pipe diameter		mm	OD25	OD25	OD25	OD25	OD25
Ambient temperature range	Cooling	℃	-15 ~ 43	-15 ~ 43	-15 ~ 43	-15 ~ 43	-15 ~ 43
	Heating	℃	-15 ~ 24	-15 ~ 24	-15 ~ 24	-15 ~ 24	-15 ~ 24

UNIVERSAL OUTDOOR UNIT

CB | RoHS | REACH

Universal design · Golden fin option · Long life span · Wide voltage operation · Convenient maintenance · Multiple protection · Rapid started · Energy saving · Intelligent defrosting · High reliability

Model name			TCC-18HRA/UO-L(04)	TCC-24HRA/UO-L(04)	TCC-36HAU3O-L(06)	TCC-48HA/U3O-L(04)	TCC-60HA/U3O-L(04)
Power supply		V//Hz/Ph	220-240V~/50Hz/1P		380-415V~/50Hz/3P		
Max. input consumption		W	2200	2800	6100	6600	9200
Max. current		A	11.5	15.0	11.5	12.8	16.0
Starting current		A	36.8	50.0	66	66.0	80.0
Max Operating Pressure(MPa)	Discharge	MPa	4.2	4.5	4.2	4.2	4.2
	Suction	MPa	1.5	1.5	1.5	1.5	1.5
Outdoor air flow		m^3/h	2400	4000	4900	6300	6300
Outdoor noise level		dB(A)	56	54	58	60	60
Outdoor dimension	Unit (WxHxD)	mm	780×590×288	845×700×330	910×805×360	940x1250x340	940x1250x340
	Packing (WxHxD)	mm	890×628×385	960×735×430	1030×860×475	1030x1365x430	1030x1365x430
Outdoor weight	Net	kg	34.5	47	60	81	91
	Gross	kg	38.5	50	64	92	102
Refrigerant	Type		R410A	R410A	R410A	R410A	R410A
Refrigerant pipe	Liquid side	mm	6.35	9.52	9.52	9.52	9.52
	Gas side	mm	12.70	15.88	15.88	19.05	19.05
	Max. refrigerant pipe length	m	25	30	30	50	50
	Max. difference in level	m	15	15	20	30	30
Ambient temperature range	Cooling	℃	-15 ~ 43	-15 ~ 43	-15 ~ 43	-15 ~ 43	-15 ~ 43
	Heating	℃	-15 ~ 24	-15 ~ 24	-15 ~ 24	-15 ~ 24	-15 ~ 24

1. Nominal cooling capacities are based on the following conditions: Indoor temp: 27° CDB, 19° CWB; Outdoor temp: 35° CDB; Equivalent ref. piping: 7.5m (horizontal)
2. Nominal heating capacities are based on the following conditions: Indoor temp: 20° CDB; Outdoor temp: 7° CDB, 6° CWB; Equivalent ref. piping: 7.5m (horizontal)
3. Actual noise level may differ, depending on the room structure, etc, since these noise values are from an anechoic room.
The above design and specifications will be updated without prior notice according to the upgrade and optimization of the product.

ON/OFF R410A 50HZ COOLING ONLY

CASSETTE TYPE INDOOR UNIT

CB | RoHS | REACH



8-way air outlet panel · Built-in water pump · Ultra-low noise design · LED display · Wire/Remote control · Inverter technology · Healthy filter option · Comfort · Rapid started · Energy saving · Timer · Power-down memory

Model name	Q8 Cassette Indoor		TCC-18CCRA/UI(01)	TCC-24CCRA/UI (02)	TCC-30CCRA/UI(01)	TCC-36CCRA/UI(03)	TCC-48CCRA/UI(03)	TCC-60CCRA/UI(03)
Power supply		V/Hz/Ph	220-240V~/50Hz/1P					
Cooling	Capacity	Btu/h	18000	24000	30000	36000	48000	55000
	Capacity	W	5270	7030	8790	10548	14000	16100
	Input	W	1600	2100	2800	3600	4150	5500
	Rated current	A	7.20	9.20	14.00	7.00	7.60	10.00
	EER	W/W	3.29	3.35	3.14	2.93	3.37	2.93
Indoor air flow (Hi/Me/Lo)		m3/h	1250/1000/900	1600/1500/1400	1600/1500/1400	1600/1500/1400	1700/1500/1400	1900/1700/1500
Indoor noise level (Hi/Me/Lo)		dB(A)	41/39/35	50/48/46	50/48/46	50/48/46	50/48/46	52/50/48
Indoor dimension	Unit (WxHxD)	mm	840×245×840	840×245×840	840×245×840	840×245×840	840×290×840	840×290×840
	Packing (WxHxD)	mm	935×305×935	935×305×935	935×305×935	935×305×935	935×350×935	935×350×935
Indoor weight	Net	kg	22	24.5	26	26	28	28
	Gross	kg	26	29	30	30	33	33
Panel	Unit (WxHxD)	mm	950×45×950	950×45×950	950×45×950	950×45×950	950×45×950	950×45×950
	Packing (WxHxD)	mm	1055×90×1055	1055×90×1055	1055×90×1055	1055×90×1055	1055×90×1055	1055×90×1055
	Net/Gross	kg	6/9	6/9	6/9	6/9	6/9	6/9
Refrigerant	Type		R410A					
Refrigerant pipe	Liquid side	mm	6.35	9.52	9.52	9.52	9.52	9.52
	Gas side	mm	12.70	15.88	15.88	15.88	19.05	19.05
Drainage water pipe diameter		mm	OD32					
Operation temperature range		℃	-10~48					

DUCT TYPE INDOOR UNIT

CB | RoHS | REACH

Flexible installation · Dual direction of drainage · Ultra-low noise design · Ultra-thin design · Wire/Remote control · Healthy filter option · Built-in water pump · Comfort · Rapid started · Energy saving · Timer · Power-down memory

Model name	MESP Duct Indoor		TCC-18D2CRA/UI(01)	TCC-24D2CWA/UI(02)	TCC-30D2CRA/UI(01)	TCC-36D2CRA/UI(03)	TCC-48D2CRA/UI(03)	TCC-60D2CRA/UI(03)
Power supply		V/Hz/Ph	220-240V~/50Hz/1P					
Cooling	Capacity	Btu/h	18000	24000	30000	36000	48000	55000
	Capacity	W	5270	7030	8790	10548	14000	16100
	Input	W	1700	2100	2800	3600	4350	5600
	Rated current	A	7.50	9.20	14.00	7	8.00	10.10
	EER	W/W	3.10	3.35	3.14	2.93	3.22	2.88
Indoor air flow (Hi/Me/Lo)		m3/h	900/800/700	1300/1000/800	1600/1450/1350	1600/1450/1350	1900/1750/1550	1900/1750/1550
Indoor external static pressure (Hi)		Pa	25	25	37	37	50	50
Indoor noise level (Hi/Me/Lo)		dB(A)	43/35/32	46/43/41	46/44/42	46/44/42	47/44/42	47/44/42
Indoor dimension (with filter)	Unit (WxHxD)	mm	920×210×605	920×270×605	1140×270×745	1140×270×745	1200×300×835	1200×300×835
	Packing (WxHxD)	mm	1115×280×690	1115×340×690	1345×345×830	1345×345×830	1405×375×925	1405×375×925
Indoor weight	Net	kg	22	27.5	35	35	43	43
	Gross	kg	27	32	42	42	50	50
Refrigerant	Type		R410A					
Refrigerant pipe	Liquid side	mm	6.35	9.52	9.52	9.52	9.52	9.52
	Gas side	mm	12.70	15.88	15.88	15.88	19.05	19.05
Drainage water pipe diameter		mm	OD25					
Operation temperature range		℃	-10~48					

1. Nominal cooling capacities are based on the following conditions: Indoor temp: 27° CDB, 19° CWB; Outdoor temp: 35° CDB; Equivalent ref. piping: 7.5m (horizontal)
2. Nominal heating capacities are based on the following conditions: Indoor temp: 20° CDB; Outdoor temp: 7° CDB, 6° CWB; Equivalent ref. piping: 7.5m (horizontal)
3. Actual noise level may differ, depending on the room structure, etc, since these noise values are from an anechoic room.
The above design and specifications will be updated without prior notice according to the upgrade and optimization of the product.

CEILING&FLOOR TYPE INDOOR UNIT

CB | RoHS | REACH

3D air flow · Flexible installation · Dual direction of drainage · LED display · Convenient maintenance · Wire/Remote control · Ultra-thin design · Comfort · Rapid started · Energy saving · Timer · Power-down memory

Model name	Ceiling Floor Indoor		TCC-18ZCRA/UI(01)	TCC-24ZCRA/UI (02)	TCC-30ZCRA/UI(01)	TCC-36ZCRA/UI(03)	TCC-48ZCRA/UI(03)	TCC-60ZCRA/U3(03)
Power supply		V/Hz/Ph	220-240V~/50Hz/1P					
Cooling	Capacity	Btu/h	18000	24000	30000	36000	48000	55000
	Capacity	W	5270	7030	8790	10548	14000	16100
	Input	W	1600	2000	2800	3600	4200	5500
	Rated current	A	7.50	8.8	14.00	7.0	7.70	10.00
	EER	W/W	3.29	3.52	3.14	2.93	3.33	2.93
Indoor air flow (Hi/Me/Lo)		m3/h	1000/900/800	1200/1100/1000	1600/1300/1100	1600/1300/1100	1950/1700/1450	1950/1700/1450
Indoor noise level (Hi/Me/Lo)		dB(A)	43/41/38	51/49/47	51/49/47	51/49/47	54/51/48	54/51/48
Indoor dimension	Unit (WxHxD)	mm	1055×675×235	1055×675×235	1275×675×235	1275×675×235	1635×675×235	1635×675×235
	Packing (WxHxD)	mm	1130×748×305	1130×748×305	1350×748×305	1350×748×305	1710×748×305	1710×748×305
Indoor weight	Net	kg	23	25	29	29	38	38
	Gross	kg	28	30	35	35	44	44
Refrigerant	Type		R410A					
Refrigerant pipe	Liquid side	mm	ϕ6.35	9.52	9.52	9.52	9.52	9.52
	Gas side	mm	ϕ12.7	ϕ15.88	ϕ15.88	ϕ15.88	ϕ19.05	ϕ19.05
Drainage water pipe diameter		mm	OD25					
Operation temperature range		℃	-10~48					

UNIVERSAL OUTDOOR UNIT

CB | RoHS | REACH

Universal design · 3D fan design · Long life span · Wide voltage operation · Convenient maintenance · Multiple protection · Rapid started · Energy saving · Power-down memory · Intelligent defrosting · High reliability

Model name	Universal Outdoor Unit		TCC-18CA/UO(01)	TCC-24CA/UO (02)	TCC-30CA/UO(01)	TCC-36CA/U3O(03)	TCC-48CA/U3O(03)	TCC-60CA/U3O(03)
Power supply		V/Hz/Ph	380-415V~/50Hz/3P					
Max. input consumption		W	2200	3400	3800	4500	6000	8000
Max. current		A	10.0	15.0	18.0	9.5	10.8	14.3
Starting current		A	36.0	48.0	60.0	36	62.0	69.0
Max Operating Pressure(MPa)	Discharge	MPa	4.5	4.5	4.5	4.5	4.5	4.5
	Suction	MPa	1.5	1.5	1.5	1.5	1.5	1.5
Outdoor air flow		m3/h	2100	4000	4000	4900	6300	6300
Outdoor noise level		dB(A)	48	55	56	58	60	60
Outdoor dimension	Unit (WxHxD)	mm	760×540×260	845×700×330	845×700×330	910×805×360	940×1250×340	940×1250×340
	Packing (WxHxD)	mm	863×590×361	960×735×430	960×735×430	1030×860×475	1040×1362×430	1040×1362×430
Outdoor weight	Net	kg	32	43	47	57	74	84
	Gross	kg	35	47	50	61	84	94
Refrigerant	Type		R410A					
Throttle type			Capillary	Capillary	Capillary	Capillary	Capillary	Capillary
Refrigerant pipe	Liquid side	mm	6.35	9.52	9.52	9.52	9.52	9.52
	Gas side	mm	12.70	15.88	15.88	15.88	19.05	19.05
	Max. refrigerant pipe length	m	25	30	30	30	30	30
	Max. difference in level	m	15	15	15	20	30	30
Ambient temperature range	Cooling	℃	21~48					
	Heating	℃	/					

1. Nominal cooling capacities are based on the following conditions: Indoor temp: 27° CDB, 19° CWB; Outdoor temp: 35° CDB; Equivalent ref. piping: 7.5m (horizontal)
2. Nominal heating capacities are based on the following conditions: Indoor temp: 20° CDB; Outdoor temp: 7° CDB, 6° CWB; Equivalent ref. piping: 7.5m (horizontal)
3. Actual noise level may differ, depending on the room structure, etc, since these noise values are from an anechoic room.
The above design and specifications will be updated without prior notice according to the upgrade and optimization of the product.

ON/OFF R410A 50HZ T3 COOLING & HEATING

CASSETTE TYPE INDOOR UNIT

CB | RoHS | REACH



8-way air outlet panel · Built-in water pump · Ultra-low noise design · LED display · Wire/Remote control · High ambient temperature operation · Healthy filter option · Comfort · Rapid started · Energy saving · Timer · Power-down memory

Model name	Q8 Cassette Indoor		TCC-18CHRA/UTI	TCC-24CHRA/UTI	TCC-36CHRA/UTI	TCC-48CHRA/UTI	TCC-55CHRA/UTI
Power supply		V/Ph/Hz	220-240V/1Ph/50Hz				
Cooling	Capacity	Btu/h	18000	24000	36000	48000	55000
	Capacity	W	5275	7034	10551	14068	16120
	Input	W	1813	2500	3706	4950	5800
	Rated current	A	8.30	10.00	16.96	8.17	9.58
	EER	W/W	2.91	2.91	2.85	2.84	2.78
Heating	Capacity	Btu/h	19000	26000	38000	49500	57000
	Capacity	W	5569	7620	11137	14508	16706
	Input	W	1695	2450	3560	4800	5650
	Rated current	A	7.50	11.21	16.29	7.9	9.3
	COP	W/W	3.26	3.44	3.13	3.02	2.96
Indoor air flow (Hi/Me/Lo)		m^3/h	1150/970/890	1500/1300/1100	1850/1650/1450	2100/1900/1700	2100/1900/1700
Indoor noise level (Hi/Me/Lo)		dB(A)	42/38/36	43/41/37	46/44/42	48/46/44	48/46/44
Indoor dimension	Unit (WxHxD)	mm	830×230×830	830×230×830	830×290×830	830×290×830	830×290×830
	Packing (WxHxD)	mm	925×290×925	925×290×925	925×360×925	925×360×925	925×360×925
Indoor weight	Net	kg	24	25	28	30.5	30.5
	Gross	kg	29	30	32	35.5	35.5
Panel	Unit (WxHxD)	mm	950×45×950	950×45×950	950×45×950	950×45×950	950×45×950
	Packing (WxHxD)	mm	1035×80×1035	1035×80×1035	1035×80×1035	1035×80×1035	1035×80×1035
	Net/Gross	kg	6/9	6/9	6/9	6/9	6/9
Refrigerant pipe	Type		R410A				
Refrigerant pipe	Liquid side	mm	6.35	9.52	9.52	9.52	9.52
	Gas side	mm	12.70	15.88	19.05	19.05	19.05
Drainage water pipe diameter		mm	OD32				
Ambient temperature range	Cooling	℃	21~55	21~55	21~55	21~55	21~55
	Heating	℃	-7~24				

DUCT TYPE INDOOR UNIT

CB | RoHS | REACH

Flexible installation · Dual direction of drainage · Ultra-low noise design · High ambient temperature operation · Wire/Remote control · Healthy filter option · Built-in water pump · Comfort · Rapid started · Energy saving · Timer · Power-down memory

Model name	MESP Duct Indoor		TCA-18D2HWA/UTI	TCA-24D2HWA/UTI	TCA-36D2HWA/UTI	TCA-48D2HWA/UTI	TCA-55D2HWA/UTI
Power supply		V/Ph/Hz	220-240V/1Ph/50Hz				
Cooling	Capacity	Btu/h	18000	24000	36000	48000	55000
	Capacity	W	5275	7034	10551	14068	16119
	Input	W	1860	2500	3770	5000	5694
	Rated current	A	8.20	11.44	17.00	8.3	12.00
	EER	W/W	2.84	2.81	2.80	2.81	2.83
Heating	Capacity	Btu/h	19000	26000	38000	49500	57000
	Capacity	W	5569	7620	11137	14508	16706
	Input	W	1784	2450	3570	4800	5420
	Rated current	A	8.16	10.00	16.60	7.5	13.20
	COP	W/W	3.04	2.91	3.12	3.02	3.08
Indoor air flow (Hi/Me/Lo)		m^3/h	1170/770/650	1400/950/800	1800/1500/1350	2200/1800/1600	2200/1800/1600
Indoor external static pressure (Hi)		Pa	70	70	80	100	100
Indoor noise level (Hi/Me/Lo)		dB(A)	41/36/33	42/39/36	46/44/42	47/45/43	47/45/43
Indoor dimension	Unit (WxHxD)	mm	920×210×605	920×270×605	1140×270×745	1200×300×835	1200×300×835
	Packing (WxHxD)	mm	1115×280×690	1115×340×690	1345×345×830	1405×375×925	1405×375×925
Indoor weight	Net	kg	23	26	35	45	47
	Gross	kg	28	30	40	52	53
Refrigerant	Type		R410A				
Refrigerant pipe	Liquid side	mm	6.35	9.52	9.52	9.52	9.52
	Gas side	mm	12.70	15.88	19.05	19.05	19.05
Drainage water pipe diameter		mm	OD25				
Ambient temperature range	Cooling	℃	21~55	21~55	21~55	21~55	21~55
	Heating	℃	-7~24				

1. Nominal cooling capacities are based on the following conditions: Indoor temp: 27° CDB, 19° CWB; Outdoor temp: 35° CDB; Equivalent ref. piping: 7.5m (horizontal)
2. Nominal heating capacities are based on the following conditions: Indoor temp: 20° CDB; Outdoor temp: 7° CDB, 6° CWB; Equivalent ref. piping: 7.5m (horizontal)
3. T3 cooling capacities are based on the following conditions: Indoor temp: xx° CDB, xx° CWB; Outdoor temp: xx° CDB; Equivalent ref. piping: 7.5m (horizontal)
4. Actual noise level may differ, depending on the room structure, etc, since these noise values are from an anechoic room.

The above design and specifications will be updated without prior notice according to the upgrade and optimization of the product.

UNIVERSAL OUTDOOR UNIT

CB | RoHS | REACH

Universal design · Long life span · Wide voltage operation · High ambient temperature operation · Multiple protection · Rapid started · Energy saving · Power-down memory · Intelligent defrosting · High reliability

Model name	Universal Outdoor Unit		TCA-18HA/UTO	TCA-24HA/UTO	TCA-36HA/UTO	TCA-48HA/UTO	TCA-55HA/UTO
Power supply		V/Ph/Hz	220-240V/1Ph/50Hz			380-420V/3Ph/50Hz	
Max. input consumption		W	2775	3600	5900	7160	9200
Max. current		A	13.3	17.2	28.2	12	15
Starting current		A	52.0	58.0	/	/	/
Max Operating Pressure(MPa)	Discharge	MPa	4.8	4.8	4.8	4.8	4.8
	Suction	MPa	1.5	1.5	1.5	1.5	1.5
Outdoor air flow		m^3/h	2400	4000	4900	6300	6300
Outdoor noise level		dB(A)	52	55	56	58	58
Outdoor dimension	Unit (WxHxD)	mm	820×300×605	900×315×650	900×360×805	940×1250×340	940×1250×340
	Packing (WxHxD)	mm	910×392×635	1015×425×720	1020×475×860	1030×1365×440	1030×1365×440
Outdoor weight	Net	kg	42.5	54	64.5	103	106
	Gross	kg	46	58	70	113	117
Refrigerant	Charge		R410A				
Refrigerant pipe	Liquid side	mm	6.35	9.52	9.52	9.52	9.52
	Gas side	mm	12.70	15.88	19.05	19.05	19.05
	Max. refrigerant pipe length	m	25	25	30	50	50
	Max. difference in level	m	15	15	20	30	30
Ambient temperature range	Cooling	℃	21~55	21~55	21~55	21~55	21~55
	Heating	℃	-7~24				

1. Nominal cooling capacities are based on the following conditions: Indoor temp: 27° CDB, 19° CWB; Outdoor temp: 35° CDB; Equivalent ref. piping: 7.5m (horizontal)
2. Nominal heating capacities are based on the following conditions: Indoor temp: 20° CDB; Outdoor temp: 7° CDB, 6° CWB; Equivalent ref. piping: 7.5m (horizontal)
3. T3 cooling capacities are based on the following conditions: Indoor temp: xx° CDB, xx° CWB; Outdoor temp: xx° CDB; Equivalent ref. piping: 7.5m (horizontal)
4. Actual noise level may differ, depending on the room structure, etc, since these noise values are from an anechoic room.

The above design and specifications will be updated without prior notice according to the upgrade and optimization of the product.

ON/OFF R410A 50HZ T3 COOLING ONLY(HIGH EFFICIENCY)

CASSETTE TYPE INDOOR UNIT



CB | RoHS | REACH | | ESMA | PAI

8-way air outlet panel · Built-in water pump · Ultra-low noise design · LED display · Wire/Remote control · High ambient temperature operation · Healthy filter option · Comfort · Rapid started · Energy saving · Timer · Power-down memory

Model name	Cassette Indoor		TCC-18CCRA/UTI-(C4)	TCC-24CCRA/UTI-(C4)	TCC-30CCRA/UTI-(C4)	TCC-36CCRA/UTI-(01)(C4)	TCC-48CCRA/U3TI-(C4)
Power supply		V/Ph/Hz	220-240V/1Ph/50Hz				
Cooling	Capacity	Btu/h	18000	23600	28500	32900	42200
	Capacity	W	5272	6915	8350	9640	12364
	Input	W	1520	1940	2370	2750	3645
	Rated current	A	6.7	8.5	10.4	11.9	6.7
	EER	(Btu/h)/W	11.842	12.165	12.025	11.964	11.578
	EER	W/W	3.470	3.564	3.523	3.505	3.392
Cooling(T3)	Capacity	Btu/h	15600	20300	24600	27700	36700
	Capacity	W	4570	5945	7210	8120	10753
	Input	W	1820	2330	2840	3180	4390
	Rated current	A	8.0	10.7	13.1	13.9	7.8
	EER	(Btu/h)/W	8.571	8.712	8.662	8.711	8.360
	EER	W/W	2.511	2.553	2.538	2.553	2.449
Indoor air flow (Hi/Me/Lo)		m3/h	1050/950/880	1550/1200/950	1800/1600/1300	1950/1750/1570	2050/1850/1650
Indoor external static pressure (Hi)		Pa	/	/	/	/	/
Indoor noise level (Hi/Me/Lo)		dB(A)	41/38/36	48/46/44	48/46/44	50/48/45	55/51/48
Indoor dimension	Unit (WxDxH)	mm	830×830×230	830×830×230	830×830×290	830×830×290	830×830×290
	Packing (WxDxH)	mm	925×925×285	925×925×285	925×925×355	925×925×355	925×925×355
Indoor weight	Net	kg	24	24	29.5	29.5	31
	Gross	kg	27	27	34	34	35
Panel	Unit (WxHxD)	mm	950×45×950	950×45×950	950×45×950	950×45×950	950×45×950
	Packing (WxHxD)	mm	1035×90×1035	1035×90×1035	1035×90×1035	1035×90×1035	1035×90×1035
	Net/Gross	kg	6/9	6/9	6/9	6/9	6/9
Refrigerant	Type		R410A				
Refrigerant pipe	Liquid side	mm	Φ6..35	Φ9.52	Φ9.52	Φ9.52	Φ9.52
	Gas side	mm	Φ12.7	Φ15.88	Φ15.88	Φ19.05	Φ19.05
Drainage water pipe diameter		mm	/	/	/	/	/
Operation temperature range		℃	16~55				

DUCT TYPE INDOOR UNIT



CB | RoHS | REACH | | ESMA | PAI

Flexible installation · Dual direction of drainage · Ultra-low noise design · High ambient temperature operation · Wire/Remote control · Healthy filter option · Built-in water pump · Comfort · Rapid started · Energy saving · Timer · Power-down memory

Model name	MESP Duct Indoor		TCA-18D2CWA/UTI-(C4)	TCA-24D2CWA/UTI-(C4)	TCA-30D2CWA/UTI-(C4)	TCA-36D2CWA/UTI-(01)(C4)	TCA-48D2CWA/U3TI-(C4)	TCA-55D1CWA/U3TI-(C4)
Power supply		V/Ph/Hz	220-240V/1Ph/50Hz					
Cooling(T1)	Capacity	Btu/h	18000	22500	28700	33500	44800	52300
	Capacity	W	5275	6595	8410	9820	13125	15323
	Input	W	1533	1916	2400	2850	3860	4390
	Rated current	A	6.7	8.2	10.5	12.4	7.1	7.9
	EER	(Btu/h)/W	11.742	11.743	11.958	11.754	11.606	11.913
	EER	W/W	3.440	3.441	3.504	3.446	3.401	3.491
Cooling(T3)	Capacity	Btu/h	15700	19400	24800	29100	40000	47200
	Capacity	W	4460	5685	7270	8530	11720	13830
	Input	W	1850	2290	2910	3400	4650	5420
	Rated current	A	8.1	9.9	12.5	14.8	7.9	8.9
	EER	(Btu/h)/W	8.486	8.472	8.522	8.559	8.602	8.708
	EER	W/W	2.487	2.482	2.497	2.509	2.520	2.552
Indoor air flow (Hi/Me/Lo)		m3/h	1050/850/730	1400/1200/990	1900/1600/1350	2300/2100/1850	2550/2410/2150	3100/2750/2420
Indoor external static pressure (Hi)		Pa	70	70	80	80	100	200
Indoor noise level (Hi/Me/Lo)		dB(A)	43/40/38	47/43/41	47/43/41	50/47/45	51/49/47	56/53/51
Indoor dimension	Unit (WxDxH)	mm	920×610×270	920×610×270	1200×840×300	1200×840×300	1200×840×300	1200×550×380
	Packing (WxDxH)	mm	1120×690×340	1120×690×340	1400×920×371	1400×920×371	1400×920×371	1485×675×460
Indoor weight	Net	kg	26	26	46	45	46	56
	Gross	kg	31	31	51	50	51	62
Refrigerant	Type		R410A					
Refrigerant pipe	Liquid side	mm	Φ6.35	Φ9.52	Φ9.52	Φ9.52	Φ9.52	Φ9.52
	Gas side	mm	Φ12.7	Φ15.88	Φ15.88	Φ19.05	Φ19.05	Φ19.05
Drainage water pipe diameter		mm	OD25					
Operation temperature range		℃	16~55					

1. Nominal cooling capacities are based on the following conditions: Indoor temp: 27° CDB, 19° CWB; Outdoor temp: 35° CDB; Equivalent ref. piping: 7.5m (horizontal)
2. Nominal heating capacities are based on the following conditions: Indoor temp: 20° CDB; Outdoor temp: 7° CDB, 6° CWB; Equivalent ref. piping: 7.5m (horizontal)
3. T3 cooling capacities are based on the following conditions: Indoor temp: xx° CDB, xx° CWB; Outdoor temp: xx° CDB; Equivalent ref. piping: 7.5m (horizontal)
4. Actual noise level may differ, depending on the room structure, etc, since these noise values are from an anechoic room.

The above design and specifications will be updated without prior notice according to the upgrade and optimization of the product.

UNIVERSAL OUTDOOR UNIT

CB | RoHS | REACH | | ESMA | PAI

Universal design · Long life span · Wide voltage operation · High ambient temperature operation · Multiple protection · Rapid started · Energy saving · Power-down memory · Intelligent defrosting · High reliability

Model name	Universal Outdoor Unit		TCA-18CA/UTO-(C4)	TCA-24CA/UTO-(C4)	TCA-30CA/UTO-(C4)	TCA-36CA/UTO-(01)(C4)	TCA-48CA/U3TO-(C4)	TCA-55CA/U3TO-(C4)
Power supply		V/Ph/Hz	220-240V/1Ph/50Hz				380-415V/3Ph/50Hz	
Max. input consumption		W	2260	2726	3360	3940	5350	6300
Max. current		A	11.1	13.5	16.5	19.5	9.8	11.5
Starting current		A	42	55	55	71	72	64
Max Operating Pressure(MPa)	Discharge	MPa	4.5	4.5	4.5	4.5	4.5	4.5
	Suction	MPa	1.9	1.9	1.9	1.9	1.9	1.9
Outdoor air flow		m3/h	2500	4000	4000	4000	6500	7600
Outdoor noise level		dB(A)	54	57	57	60	59	59
Outdoor dimension	Unit (WxHxD)	mm	900×650×315	900×805×360	900×805×360	940×910×340	940×1250×340	940×1365×390
	Packing (WxHxD)	mm	1015×720×425	1020×860×475	1020×860×475	1040×1040×430	1060×1380×430	1080×1530×450
Outdoor weight	Net	kg	46	55	61	72	97.5	101
	Gross	kg	50	59	65	79	107	111
Refrigerant	Type		R410A					
Refrigerant pipe	Liquid side	mm	Φ6.35	Φ9.52	Φ9.52	Φ9.52	Φ9.52	Φ9.52
	Gas side	mm	Φ12.7	Φ15.88	Φ15.88	Φ19.05	Φ19.05	Φ19.05
	Max. refrigerant pipe length	m	25	25	30	30	50	50
	Max. difference in level	m	15	15	20	20	30	30
Ambient temperature range	Cooling	℃	16~55					
	Heating	℃	/					

1. Nominal cooling capacities are based on the following conditions: Indoor temp: 27° CDB, 19° CWB; Outdoor temp: 35° CDB; Equivalent ref. piping: 7.5m (horizontal)
2. Nominal heating capacities are based on the following conditions: Indoor temp: 20° CDB; Outdoor temp: 7° CDB, 6° CWB; Equivalent ref. piping: 7.5m (horizontal)
3. T3 cooling capacities are based on the following conditions: Indoor temp: xx° CDB, xx° CWB; Outdoor temp: xx° CDB; Equivalent ref. piping: 7.5m (horizontal)
4. Actual noise level may differ, depending on the room structure, etc, since these noise values are from an anechoic room.

The above design and specifications will be updated without prior notice according to the upgrade and optimization of the product.

High Static Pressure Duct

Supermarket, Cinemas, Factories, Waiting rooms

Fresh Air Can Be Introduced To Improve Air Quality (optional)

Easy introduction of outdoor fresh air, ready to send you comfortable fresh air. Comfortable to experience, effectively prevent air conditioning.

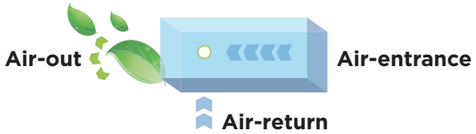

Multiple Protection Functions Comprehensive And Reliable

The unit has "pressure protection"、"temperature protection""current protection"、"communication fault"Guarantee the reliable operation of the unit.

High Static Pressure Design To Meet Various Space Requirements

Long distance air flow with a high pressure static from 100-196Pa.

Long-shaped room

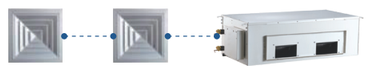

L-shaped room



Big room

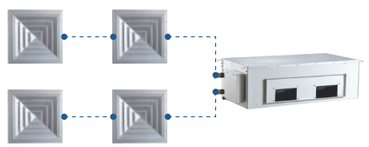

Various Forms Of Air Outlets Matching With Decoration

The indoor unit adopts a hidden installation mode,which can be equipped with appropriate air outlets to perfectly combine the air conditioning.

Round air supply outlet

Round diffuser

Square air supply outlet

Strip air supply outlet

Linear diffuser

20HP HIGH STATIC PRESSURE DUCT TYPE

D1 DUCT & UNIVERSAL OUTDOOR

CB | RoHS | REACH

Model name	High ESP Duct		TCA-180D1HWA/U3
Cooling	Capacity	Btu/h	170600
	Capacity	W	50000
	Input	W	23000.00
	Rated current	A	44.00
	EER	W/W	2.17
Heating	Capacity	Btu/h	177424
	Capacity	W	52000.00
	Input	W	21000.00
	Rated current	A	38.00
	COP	W/W	2.48
Power supply		V/Ph/Hz	Indoor unit:220~240V/1P/50HzOutdoor unit:380~415V~/50Hz/3P
Max. input consumption		W	32000
Max. current		A	59.0
Max OperatingPressure(MPa)	Discharge	MPa	4.6
	Suction	MPa	1.3
Outdoor noise level		dB(A)	74
Indoor noise level (Hi/Me/Lo)		dB(A)	68
Indoor air flow (Hi/Me/Lo)		m^3/h	9000
Static pressure		Pa	200
Net dimension(WxDxH)	Indoor	mm	1880×865×700
	Outdoor	mm	outdoor1 1120×400×1560 outdoor2 1120×400×1560
Packing dimension(WxDxH)	Indoor	mm	1955×910×960
	Outdoor	mm	outdoor1 1250×560×1721 outdoor2 1250×560×1721
Net weight/Gross weight	Indoor	kg	158/209
	Outdoor	kg	outdoor1 152/175 outdoor2 152/175
Refrigerant	Type		R410A
Refrigerant pipe	Liquid side	mm	9.52*2
	Gas side	mm	19.05*2
	Max. refrigerant pipe length	m	25
	Max. difference in level	m	20
Drainage water pipe diameter		mm	DN25
Operation temperature range		℃	21-43
Operation Control			Remote controller

1. Nominal cooling capacities are based on the following conditions: Indoor temp: 27° CDB, 19° CWB; Outdoor temp: 35° CDB; Equivalent ref. piping: 7.5m (horizontal)
2. Nominal heating capacities are based on the following conditions: Indoor temp: 20° CDB; Outdoor temp: 7° CDB, 6° CWB; Equivalent ref. piping: 7.5m (horizontal)
3. Actual noise level may differ, depending on the room structure, etc, since these noise values are from an anechoic room.
The above design and specifications will be updated without prior notice according to the upgrade and optimization of the product.

Commercial Floor Standing

Business hall, Waiting rooms, Factory, Restaurant

The Appearance Is Fashionable

The appearance adopts the mainstream white, the shell adopts the pure sheet metal design,the structure strength is good, the texture is good.

Comfortable Air Supply

A wide Angle 180° of uniform air supply, the outlet with wide and high efficiency centrifugal fan design, can Long-distance air supply, double environmental comfort.

Easy Installation

Simple pipe connection and wiring operation can be completed on the ground. The installation process is simple, efficient short installation time and ensures installation quality.

Strong Cooling&Heating

The design of 10Ph power and super air capacity can achieve strong cooling and heating.
Dustproof design, air guide bar is closed after stop.

10HP FLOOR-STANDING TYPE

FLOOR STANDING INDOOR & UNIVERSAL OUTDOOR

CB | RoHS | REACH

3D fan design · Long life span · Wide voltage operation · Multiple protection · Rapid started · Energy saving · Power-down memory · Intelligent defrosting · High reliability · 3D fan design · Convenient maintenance · Wide voltage operation · Strong cooling & heating · Comfort · Timer

Model name	Floor Standing Indoor		TCB-96FCRA/U3(01)	TCB-96FHRA/U3(01)
Power supply		V/Ph/Hz	220~240V/1P/50Hz	
Cooling	Capacity	Btu/h	96000	96000
	Capacity	W	28136	28136
	Input	W	9650	9680
	Rated current	A	16.5	16.5
	EER	W/W	2.92	2.91
Heating	Capacity	Btu/h	98000	/
	Capacity	W	28722	/
	Input	W	9250	/
	Rated current	A	15.2	/
	COP	W/W	3.11	/
Power supply		V/Ph/Hz	380~415V~/50Hz/3P	
Max. input consumption		W	15300	15300
Max. current		A	20.0	20.0
Starting current		A	62.0	62.0
Max Operating Pressure(MPa)	Discharge	MPa	4.5	4.5
	Suction	MPa	1.2	1.2
Indoor/Outdoor air flow (Hi)		m^3/h	4400/10425	4400/10425
Indoor/Outdoor noise level (Hi/Me/Lo)		dB(A)	61/63	61/63
Indoor dimension	Unit (WxHxD)	mm	1200*380*1850	1200*380*1850
	Packing (WxHxD)	mm	1330*450*2020	1330*450*2020
Indoor weight	Net	kg	131	131
	Gross	kg	148	148
Refrigerant	Type		R410A	
Refrigerant pipe	Liquid side	mm	2*9.52	2*9.52
	Gas side	mm	2*19.05	2*19.05
Ambient temperature range	Cooling	℃	21~43	21~43
	Heating	℃	-7~24	/
Drainage water pipe diameter		mm	ϕ25	ϕ25
Operation Control			Remote controller	

1. Nominal cooling capacities are based on the following conditions: Indoor temp: 27° CDB, 19° CWB; Outdoor temp: 35° CDB; Equivalent ref. piping: 7.5m (horizontal)
2. Nominal heating capacities are based on the following conditions: Indoor temp: 20° CDB; Outdoor temp: 7° CDB, 6° CWB; Equivalent ref. piping: 7.5m (horizontal)
3. Actual noise level may differ, depending on the room structure, etc, since these noise values are from an anechoic room.
The above design and specifications will be updated without prior notice according to the upgrade and optimization of the product.

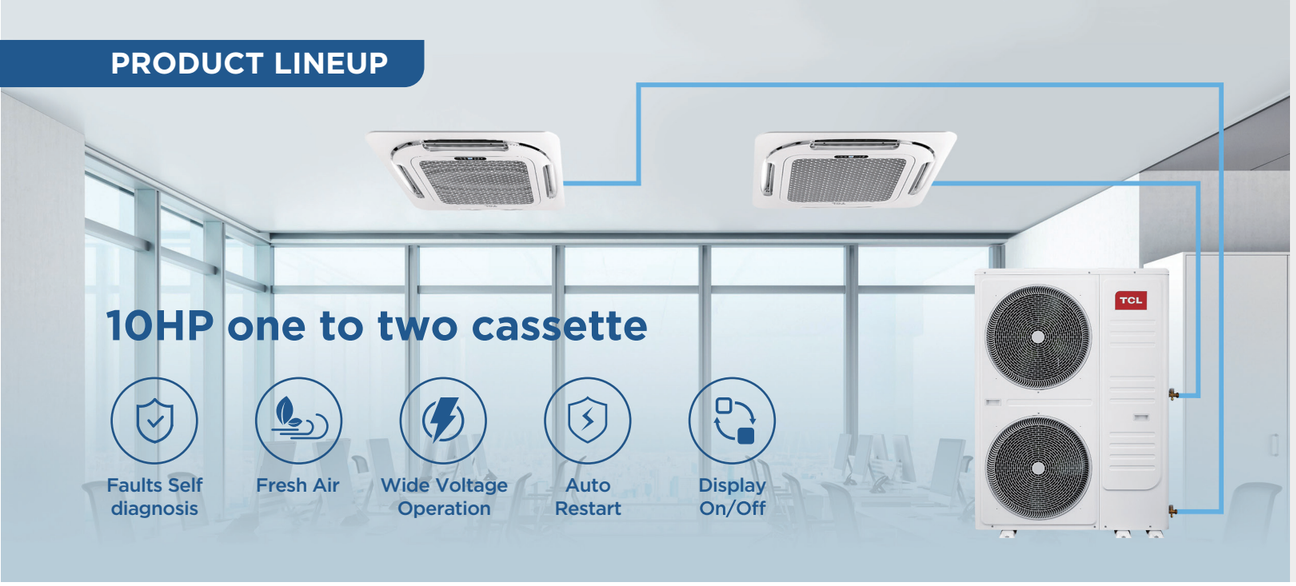

High efficiency compressor

Using strong power compressor which meets high efficiency , low noise and reliable electrical design



Two operating modes

There are two operating modes , one indoor operate with one fan running and two indoor units operate with two fans running ,which depen on user's requirement.

Higher lift water pump

Cassette built-in drain pump ,can lift water upto 1200mm which is convenient for installation and improve the drainage efficiency

Low noise design

Low noise design adopts three-dimensional spiral blade technology to reduce air supply resistance, achieve low-noise operation of the entire machine, and enjoy a comfortable life in silence



10HP FLOOR-STANDING TYPE

FLOOR STANDING INDOOR & UNIVERSAL OUTDOOR

| RoHS | REACH

3D fan design · Long life span · Wide voltage operation · Multiple protection · Rapid started · Energy saving · Power-down memory · Intelligent defrosting · High reliability · 3D fan design · Convenient maintenance · Wide voltage operation · Strong cooling & heating · Comfort · Timer

Model No.			TCB-90CCRA/U3
Type			Cooling only
Control type			remote controller
Declared cooling capacity		btu/h	48000+48000
Declared cooling capacity		W	14070+14070
EER		W/W	2.88
Indoor sound pressure(Standard rating conditions)		dB(A)	52
Outdoor sound pressure (Standard rating conditions)		dB(A)	63
Power supply side			Outdoor
Power supply			"Indoor：220-240V~/50Hz/1P Outdoor：380-415V~/50Hz/3P"
Voltage Range		V	"Indoor :187~253 Outdoor :340~440"
Cooling Operating current		A	9.57+9.57
Cooling Power consumption		W	5035+5035
Max. powercon sump		W	5500+5500
Max.current		A	10+10
Connecting Wiring	Indoor	Core x Size	5*1.5mm^2
	Outdoor		6*2.5mm^2 +6*2.5mm^2
Connecting Pipe	Gas	Inches	3/4"+3/4"
	Liquid	Inches	3/8"+3/8"
Max. refrigerant pipe length		m	50
Max. difference in level		m	30
Ambient temperature range	Indoor	℃	17-32
	Outdoor	℃	21-48
Net dimensions (W x H x D)	Indoor	mm	840x840x290
	Panel	mm	950x950x45
	Outdoor	mm	1120 × 400 × 1560
Net weight	Indoor	kg	28
	Panel	kg	6
	Outdoor	kg	146
Loading Capacity	40HQ	set	31 ODUs+62 IDUs

1. Nominal cooling capacities are based on the following conditions: Indoor temp: 27° CDB, 19° CWB; Outdoor temp: 35° CDB; Equivalent ref. piping: 7.5m (horizontal)
2. Nominal heating capacities are based on the following conditions: Indoor temp: 20° CDB; Outdoor temp: 7° CDB, 6° CWB; Equivalent ref. piping: 7.5m (horizontal)
3. Actual noise level may differ, depending on the room structure, etc, since these noise values are from an anechoic room.
The above design and specifications will be updated without prior notice according to the upgrade and optimization of the product.



SHOPPING MALL / SCHOOL

Duct type and cassette type systems provides appropriate air conditioning for large space with high ceiling and glass-sided without overwhelming the design aesthetic of the interior.



OFFICE / STUDIO

The Cassette and ceiling&floor type brings a whole new level of control and comfort. The large outlet angle can be adjusted to breezeless, wind-avoid, wind-direct mode, catering to different needs in the office.

HOTEL / GUESTHOUSE

For public place: Middle ESP duct and cassette type single split system are suitable for large spaces with high ceiling like the reception and lobby. For guest room: Low ESP duct performs excellent comfort, energy saving, low noise and easy installation.



VILLA / RESIDENTIAL

The duct type can match the space capacity and noise requirement, from living room where the whole family relax to small room such as bedroom and children's room



Intelligent Operation Solution

Centralized control Applicable models

7 inches and colorful screen display, beautiful appearance, touch sreen and easy operation. A varity of combinations, single or multiple machines can be operated simultaneously, has the schedule setting and historical fault query function.

APP control Applicable models

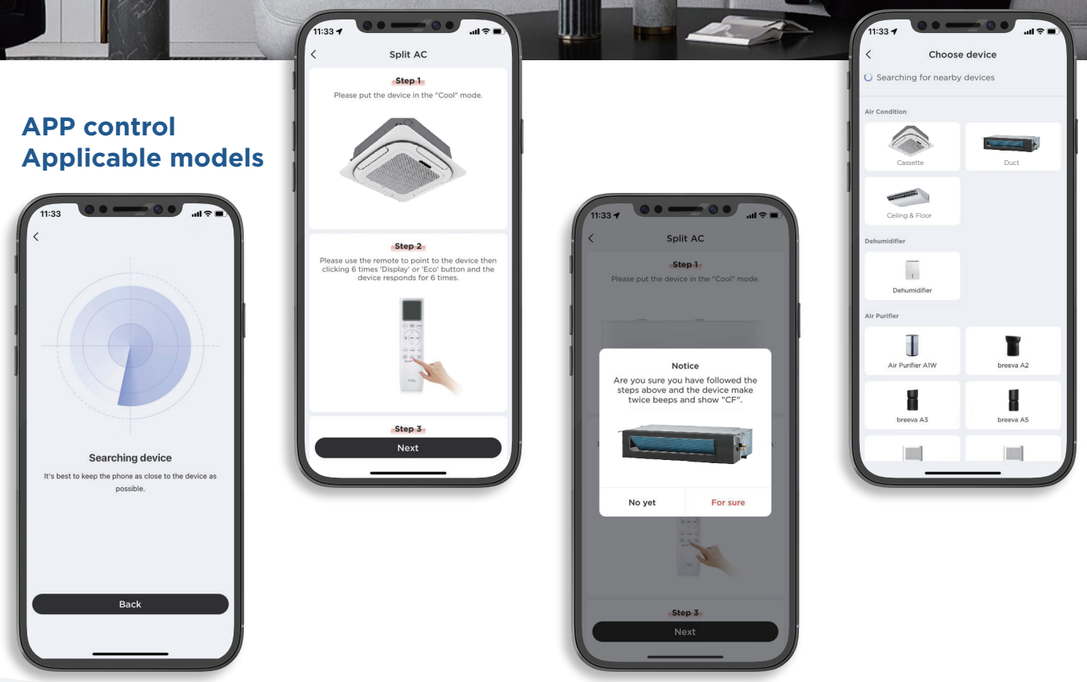

Card control

For places in the hotel where an access control system is needed, this function provides an interface, which can cooperate with the hotel room card to operate the air-conditioning system to power on or off with the plugging state of the room card.

When insert the key card, air conditioner will start automatically

WiFi Operation Solution

WiFi control: No matter when and where, you can control and monitor the running status of the air conditioner after we connect the WiFi by our mobile phone

Optional Solutions

Remote controller (standard)

360° new panel (optional)

wired controller (optional)



Golden fin (optional)

Centralized controller (optional)



Healthy filter for cassette & duct unit (optional)